

# Newman



## Product information

### Frame

high-quality wood and plywood, zigzag springs

### Seat cushions

pocket springs, HR polyurethane foam; fixed seat cushions

### Back cushions

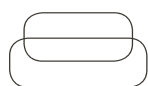
the selection includes feather filling and fibre

### Legs

ash, tones: whitened, oak, wenge  
oak, tones: whitened, natural, wenge  
metal: chrome, black

### Additional information

cover removable from the back cushions;  
100% cotton lining;  
option to add a headboard

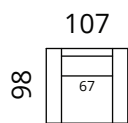


SOFTREND

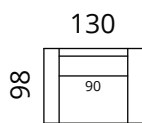
softrend.ee

# Newman

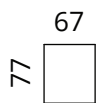
## Dimensions



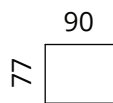
**S02-S1**



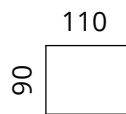
**S02-S15**



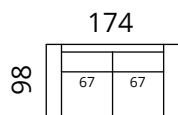
**S02-F2**



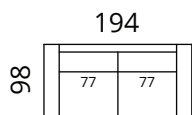
**S02-F3**



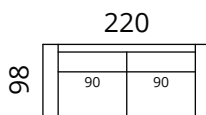
**S02-F4**



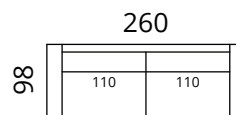
**S02-S2**



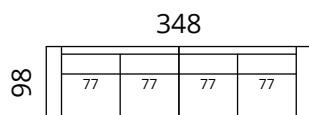
**S02-S25**



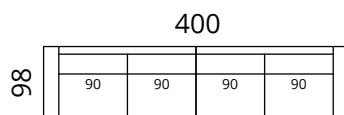
**S02-S3**



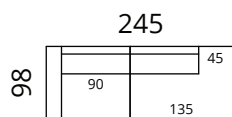
**S02-S35**



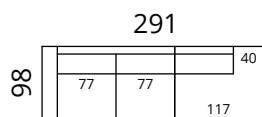
**S02-25CL25CR \***



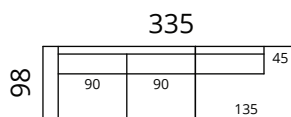
**S02-3CL3CR \***



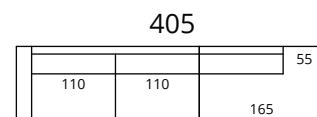
**S02-1C90L3SDR \***



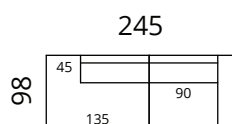
**S02-25CL2SDR \***



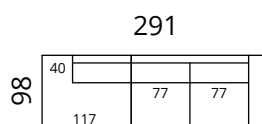
**S02-3CL3SDR \***




**S02-35CL4SDR \***




**S02-3SDL1C90R \***



**S02-2SDL25CR \***



**S02-3SDL3CR \***




**S02-4SDL35CR \***

\* Additional legs in the middle

Height: 82 cm · Depth: 98 cm · Seat height: 44 cm · Seat depth: 60 cm · Armrest width: 20 cm · Armrest height: 62 cm · Leg height: 12/15 cm

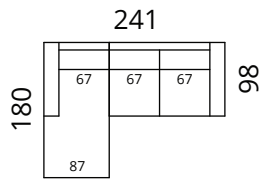
\* All measurements in centimetres



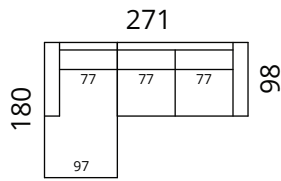
**SOFTREND**

# Newman

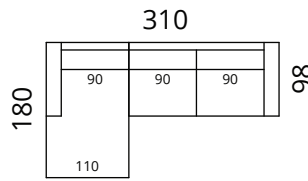
## Dimensions



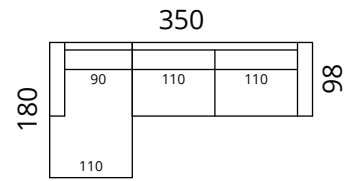
**S02-1DL2CR**



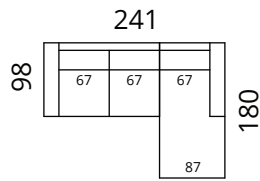
**S02-2DL25CR**



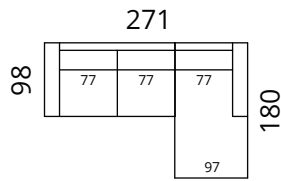
**S02-3DL3CR**



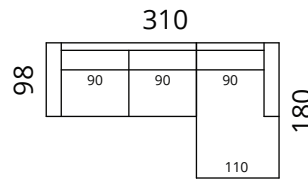
**S02-3DL35CR**



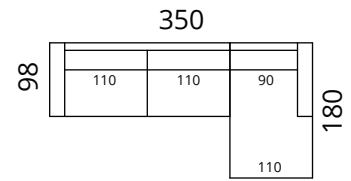
**S02-2CL1DR**



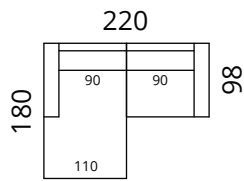
**S02-25CL2DR**



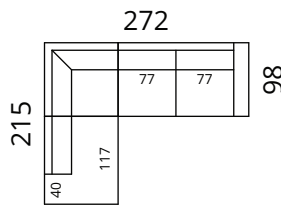
**S02-3CL3DR**



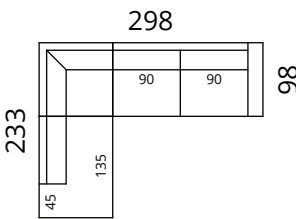
**S02-35CL3DR**



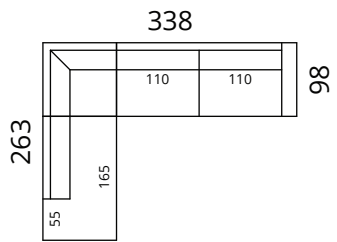
**S02-3DL1C90R**



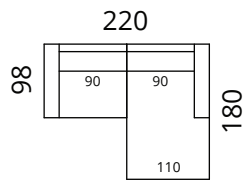
**S02-2SDLC25CR**



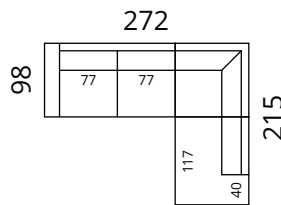
**S02-3SDLC3CR**



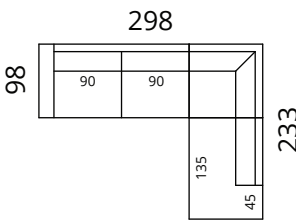
**S02-4SDLC35CR**



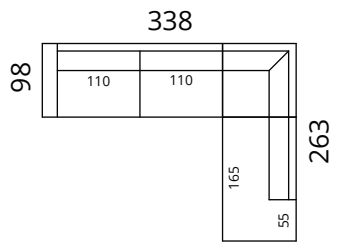
**S02-1C90L3DR**



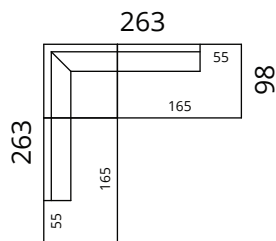
**S02-25CLC2SDR**



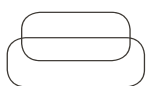
**S02-3CLC3SDR**



**S02-35CLC4SDR**



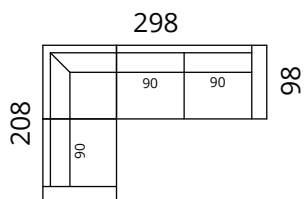
**S02-4SDLC4SDR**



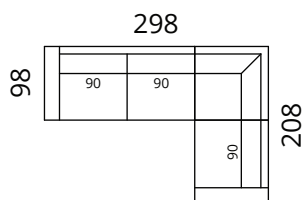
# Newman

---

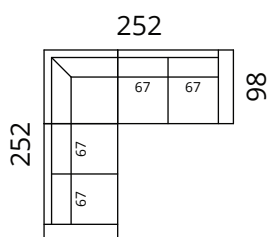
## Dimensions



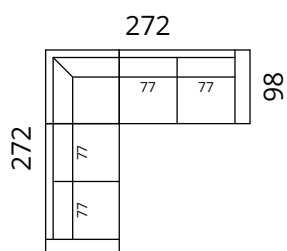
**S02-1C90LC3CR**



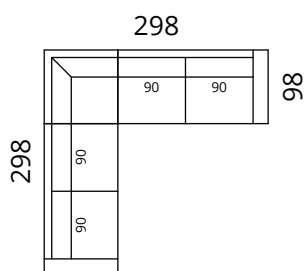
**S02-3CLC1C90R**



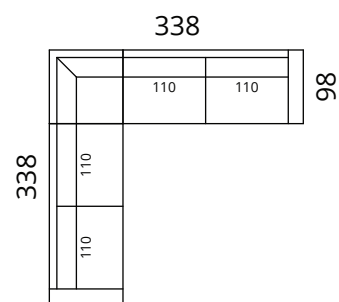
**S02-2CLC2CR**



**S02-25CLC25CR**



**S02-3CLC3CR**



**S02-35CLC35CR**

